

Jeep Grand Cherokee

WK Series: 2005-2010

[Home](#)

[Main menu](#)

[Interior
fuses 05-10](#)

[Integrated
Power Module
05-10](#)

[Power
Dist.
Center 05-
07](#)

[Power Dist.
Center 08-
10](#)




[Ignition Off
Draw fuse](#)



WKJeeps.com website Premier Sponsor
[Discount Jeep Parts and Accessories](#)
shipped worldwide

Interior fuses 2005-2010

Location: Lower instrument panel, left of steering column





Interior fuses location

Chart note: "B+" = "Battery +" (+12v constant power)

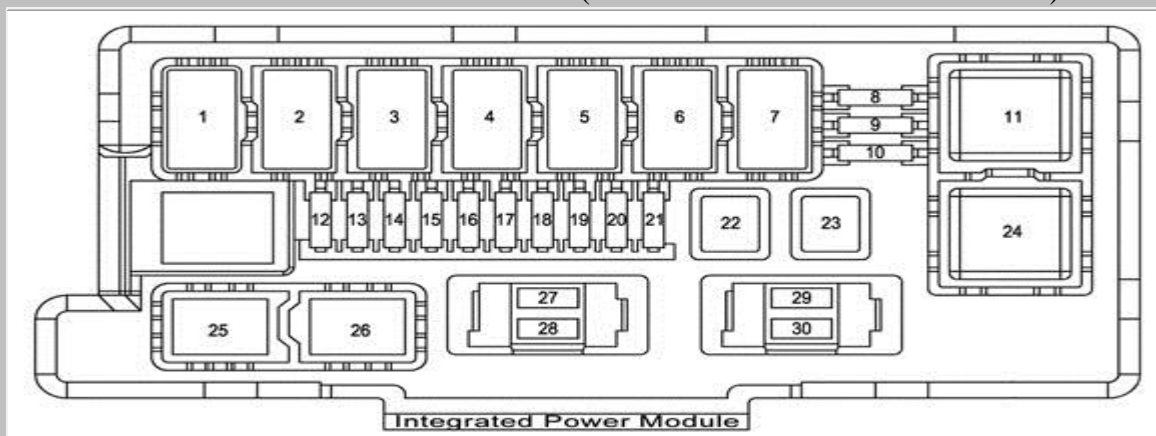
Cavity	Fuse	Color	Description
1	30 Amp	Green	Audio amp (B+)
2	15 Amp	Blue	Sunroof (B+)
3	10 Amp	Red	Heated mirror
4	20 Amp	Yellow	Rear power outlet (B+)
5	10 Amp	Red	Rear HVAC (R/O) (Commander only)
6	10 Amp	Red	OCM (B+)
6 (2007-2010)	Spare		
7	20 Amp	Yellow	Door locks (B+)
8	15 Amp	Blue	Steering column lock (B+)
8 (2010)	Spare		(B+)
9	20 Amp	Yellow	Power outlet (B+)
10	10 Amp	Red	Ignition run only out (R/O)
10 (2007-2009)	10 Amp	Red	FDCM (Final Drive Control Module), Heater Ventilation, Air Conditioning (HVAC), Switch Bank, Transfer case switch, O/H lamps, HVAC relay, Rear Park Assist
11	Spare		(B+)
12	10 Amp	Red	Memory switch, Courtesy lamp (B+)
12 (2007-2010)	10 Amp	Red	Door modules, Memory switch, O/H lamps, IP courtesy lamps, Glove box lamp (B+)

13	Spare		
13 (2007-2009)	10 Amp	Red	Autowipe (R/A)
14	20 Amp	Yellow	Cigar lighter (R/A)
15	10 Amp	Red	Tire pressure transducers (R/O)
16	10 Amp	Red	SCM (Steering Control Module), Cluster, OBD (Diagnostic connector) (B+)
16 (2010)	10 Amp	Red	Upper and lower i/p switch bank, Cluster, OBD (Diagnostic connector) (B+)
17	15 Amp	Blue	Flipper glass (B+)
19	10 Amp	Red	OCM (R/S)
19 (2007-2009)	Spare		(R/S)
20 (2005-2006)	10 Amp	Red	WCM, Cluster (R/S)
20 (2007-2009)	10 Amp	Red	Sentry Key Remote Entry Module (SKREEM), Cluster (R/S)
20 (2010)	10 Amp	Red	Steering Column Control Module (SCCM), Cluster (R/S), export models Trailer Tow
21	15 Amp	Blue	Autowipe (Accessory delay)
21 (2007-2010)	Spare		(Accessory delay)
22	15 Amp	Blue	Rear wiper (B+)
24	10 Amp	Red	PDC (Power Distribution Center), FCM (Front Control Module), A580 (R/S)
24 (2007-2009)	10 Amp	Red	PDC (Power Distribution Center) relays, FCM (Front Control Module), FDCM (Final Drive Control Module), A580 (R/S)
25	10 Amp	Red	ABS, Trans case switch (R/S)
25 (2007-2009)	10 Amp	Red	BTSI (Shifter assembly), Trans. case switch, ESP/ABS, Brake supp relay coil (R/S)
25 (2007-	10 Amp	Red	BTSI (Shifter assembly), Trans. case switch,

2010)			ESP/ABS, Trailer Sway Damp Relay
CB1	20 Amp		Cycle wipers
(note: CB = Circuit Breaker)			(Note: 2008 model running change: CB1 eliminated, 12v feed for the relays comes from fuse location #20 in the PDC)
CB2	20 Amp		Non-cycle seats (B+)
CB3	20 Amp		Non-cycle windows (delay)

Integrated Power Module 2005-2010

Location: Underhood drivers side (black box closest to front of vehicle)



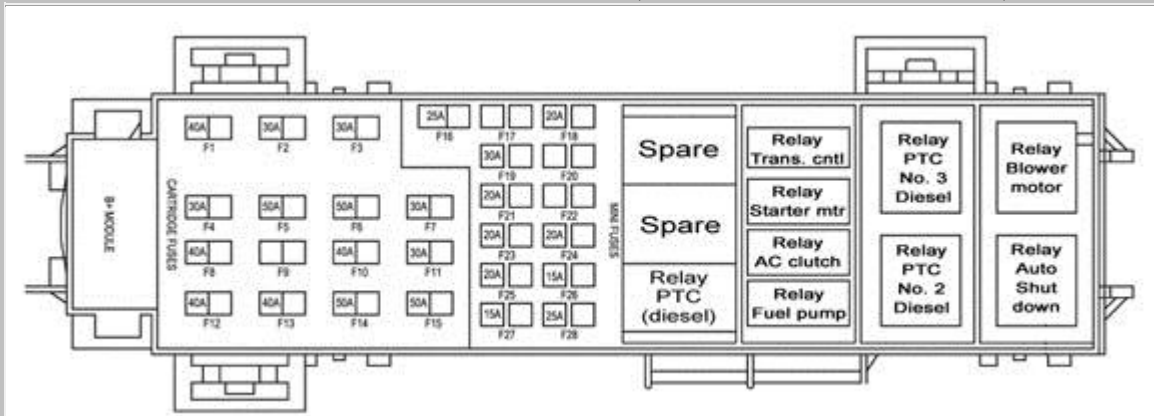
Cavity	Fuse	Color	Description
1	Micro relay		Wiper on/off relay
2	Micro relay		Wiper high/low relay
3	Micro relay		Horn relay
4	Spare		
4 (2007-2010)	Micro relay		Rear fog relay (export only)
5	Micro relay		Left trailer tow stop/turn relay
6	Micro		Right trailer tow stop/turn relay

	relay		
7	Micro relay		Park lamps relay
8	10 Amp	Red	Left park lamps
9	10 Amp	Red	Trailer tow park lamps
10	10 Amp	Red	Right park lamps
11	Mini relay		Radiator fan high relay
12	20 Amp	Yellow	Front Control Module Battery #4
13	20 Amp	Yellow	Front Control Module Battery #2
14	20 Amp	Yellow	Adjustable pedals
15	20 Amp	Yellow	Front fog lamps
16	20 Amp	Yellow	Horn
17	20 Amp	Yellow	Rear fog lamps
17 (2007-2009)	20 Amp	Yellow	Rear wiper
18	20 Amp	Yellow	Front Control Module battery #1
19	20 Amp	Yellow	Left trailer tow stop/turn
20	20 Amp	Yellow	Front Control Module battery #3
21	20 Amp	Yellow	Right trailer tow stop/turn
22	30 Amp	Pink	FDCM (Final Drive Control Module)
23	50 Amp	Red	Radiator fan
24	Mini relay		Radiator fan low relay
25	Micro relay		Front fog lamps relay
26	Micro relay		Adjustable pedal relay
27	15 Amp	Lt. Blue	IOD #1 (Ignition Off Draw)
28	20 Amp	Yellow	IOD #2 (Ignition Off Draw, radio)

29	10 Amp	Red	ORC (Occupant Restraint Controller) (ignition R/S)
30	10 Amp	Red	ORC (Occupant Restraint Controller) (ignition R/O)

Power Distribution Center 2005-2007

Location: Underhood drivers side (black box closest to firewall)



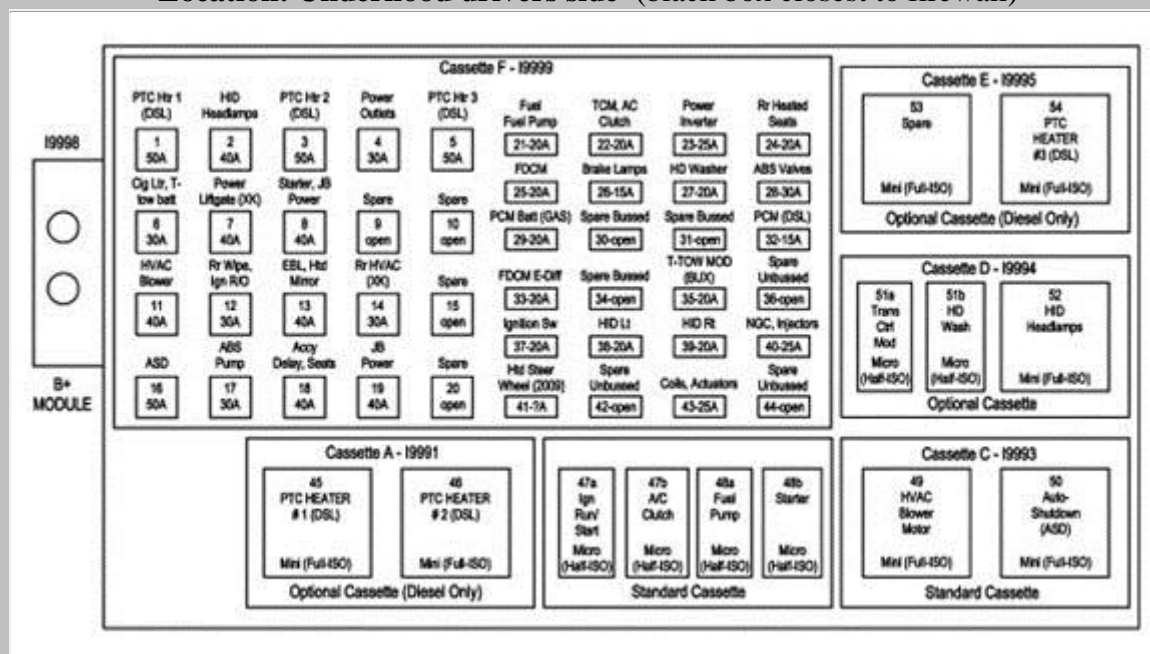
Cavity	Fuse	Color	Description
F1	40 Amp	Green	HVAC blower
F2	30 Amp	Pink	Power outlets
F3	30 Amp	Pink	Rear wiper / Ignition R/O
F4	30 Amp	Pink	ABS pump
F5	50 Amp	Red	Cabin Heater 1 (diesel only)
F6	50 Amp	Red	ASD (Auto Shut Down)
F7	Spare		
F8	40 Amp	Green	Accessory delay, Seats
F9	Spare		
F10	40 Amp	Green	Starter / Junction Block power
F11	30 Amp	Pink	Cigarette lighter / Trailer tow
F12	40 Amp	Green	EBL (Rear window defogger), Heated mirror

F13	40 Amp	Green	Junction Block power
F14	50 Amp	Red	Cabin Heater 2 (diesel only)
F15	50 Amp	Red	Cabin Heater 3 (diesel only)
F16	25 Amp	Natural	Integrated Power Module (IPM) / Coils
F17	Spare		
F18	20 Amp	Yellow	TCM / AC clutch
F18 (2007)	20 Amp	Yellow	EATX / AC clutch
F19	20 Amp	Yellow	Ignition switch
F20	20 Amp	Yellow	PCM battery (gasoline only)
F21	30 Amp	Pink	ABS valves
F22	Spare		
F22 (2007)	20 Amp	Yellow	Trailer tow (export models)
F23	20 Amp	Yellow	FDCM
F24	20 Amp	Yellow	Fuel pump
F25	20 Amp	Yellow	FDCM (Final Drive Control Module) / Electronic differentials
F25 (2007)	20 Amp	Yellow	FDCM (Final Drive Control Module)
F26	15 Amp	Lt. Blue	Hyd/PCM (Diesel only)
F26 (2007)	15 Amp	Lt. Blue	PCM (Powertrain Control Module), ASD (Auto Shut Down) (Diesel only)
F27	15 Amp	Lt. Blue	Brake / Stop lamps
F28	25 Amp	Lt. Pink	NGC (Next Generation Controller) / Injectors
F29	Spare		
F30	Spare		
F31	Mini relay		Cabin Heater 1 relay (diesel)
F32	Micro relay		TCM relay (gasoline only)

F33	Micro relay		Starter relay
F34	Micro relay		AC clutch relay
F35	Micro relay		Fuel pump relay
F36	Mini relay		Cabin Heater 3 relay (diesel)
F38	Mini relay		Cabin Heater 2 relay (diesel)
F39	Mini relay		HVAC blower relay
F40	Mini relay		ASD relay

Power Distribution Center 2008-2010

Location: Underhood drivers side (black box closest to firewall)



F3	50 Amp	Green	PTC Heater 2 (diesel only)
F4	30 Amp	Pink	Power outlets
F5	50 Amp	Red	PTC Heater 3 (diesel only)
F6	30 Amp	Pink	Cig lighter, trailer tow batt
F7	40 Amp	Green	Power liftgate (Commander only)
F8	40 Amp	Green	Starter, Junction Block power
F9	Spare		
F9 (2010)	20 Amp	Blue	Front power windows
F10	Spare		
F11	40 Amp	Green	HVAC blower
F12	30 Amp	Pink	Rear wiper, Ignition R/O
F13	40 Amp	Green	Rear window defroster (EBL), heated mirror
F14	30 Amp	Pink	Rear HVAC (Commander)
F15	Spare		
F16	50 Amp	Red	ASD
F17	30 Amp	Pink	ABS pump
F18	40 Amp	Green	Accessory delay, seats
F19	40 Amp	Green	Junction Block power
F20	30 Amp	Pink	Wiper motor
F21	20 Amp	Yellow	Fuel pump
F22	20 Amp	Yellow	TCM, A/C clutch
F23	20 Amp	Natural	Power inverter
F24	20 Amp	Yellow	Rear heated seats
F25	20 Amp	Yellow	FDCM (Final Drive Control Module)
F26	15 Amp	Blue	Brake lamps
F27	20 Amp	Yellow	HD washer (export only)

F28	30 Amp	Green	ABS valves
F29	20 Amp	Yellow	PCM battery (gas only)
F30	Spare		
F31	Spare		
F32	15 Amp	Blue	TCM relay (gasoline only)
F32 (2010)	15 Amp	Blue	Powertrain Control Module (diesel only)
F33	20 Amp	Yellow	Final Drive Control Module (FDCM)
F34	Spare		
F35	20 Amp	Yellow	Trail tow module (export only)
F36	Spare		
F37	20 Amp	Yellow	Ignition switch
F38	20 Amp	Yellow	HID left
F39	20 Amp	Yellow	HID right
F40	25 Amp	Natural	Next Generation Controller (NGC), injectors
F41	Spare		
F41 (2008-2010)	20 Amp	Yellow	Subwoofer (SRT only)
F42	Spare		
F43	25 Amp	Natural	Coils, actuators
F44	Spare		
45	Relay		PTC heater # 1 diesel
46	Relay		PTC heater # 2 diesel
47A	Relay		Ignition run/start
47B	Relay		A/C clutch
48A	Relay		Fuel pump
48B	Relay		Starter

49	Relay		HVAC blower motor
50	Relay		ASD (auto shutdown)
51A	Relay		Trans Control Module (TCM)
51B	Relay		HD wash
52	Relay		HID headlamps
53	Spare		
54	Relay		PTC heater #3 diesel

Ignition off draw fuse (IOD) / Vehicle storage

-
-
-
-
-
-

[Home](#) [Main menu](#)